



TD SERIES

CCB 12TD-120

FOR COMMUNICATIONS
STANDY POWER APPLICATIONS
(12V120AH @ 10HR RATE)

FEATURES

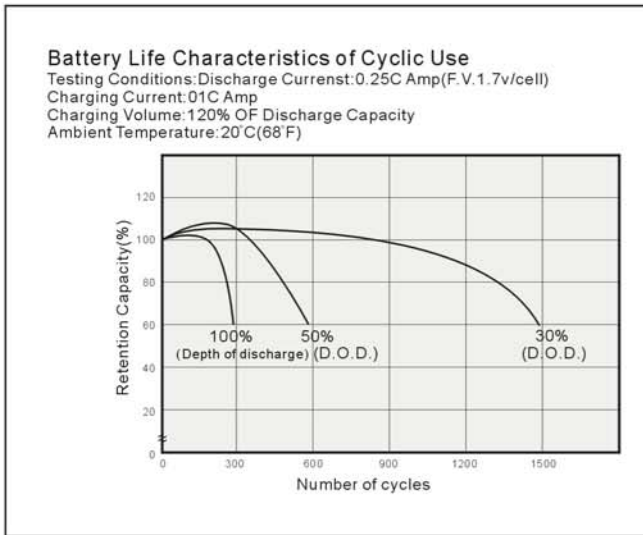
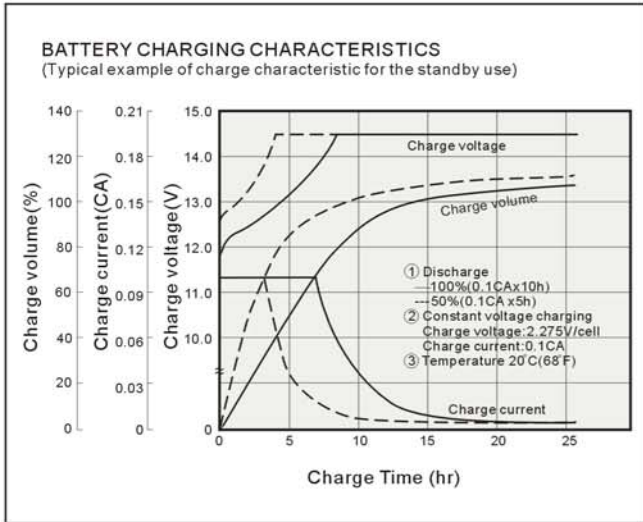
- *Absorbent Glass Mat (AGM) technology for efficient gas recombination of up to 99% and freedom from electrolyte maintenance.
- *Computer-generated grid design optimized for high power density.
- *Float/ Cycle Use
- *Low Self Discharge Rate
- *Safety Valve
- *Lead Calcium Alloy
- *Useable In Any Position
- * Long service life. Maintenance-free operation
- *UL-recognized component



Nominal Voltage		
12V		
Dimensions	Length	550mm(21.56inches)
	Width	110mm(4.33inches)
	Height	235mm(9.25inches)
	Total Height	235mm(9.25inches)
Weight		39Kg(85.97lbs)
Standard Terminals and Resin	M6 SS Bolt & 16mmØ Brass	M8 SS Bolt & 18mmØ Brass

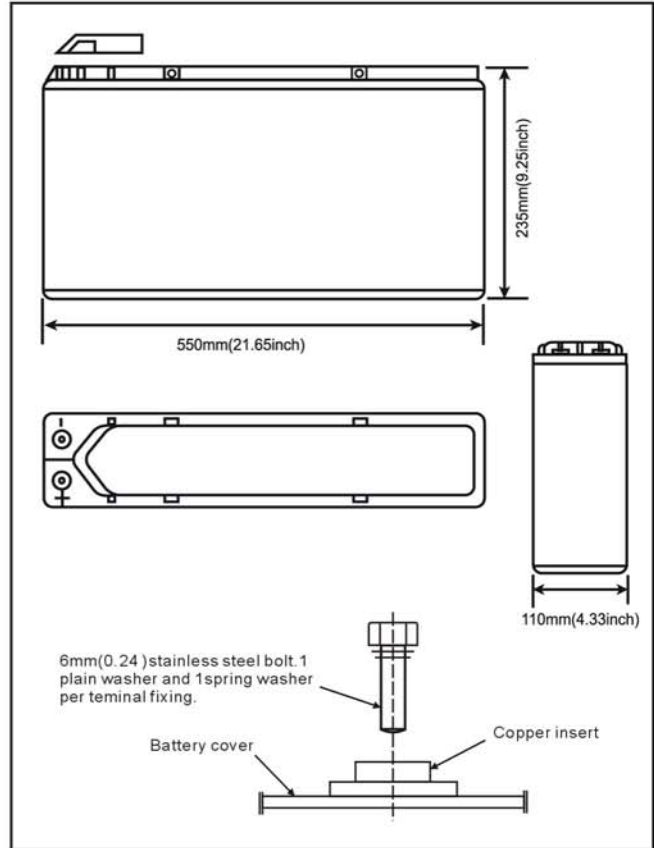
Specifications				
Nominal Voltage	Rated Capacity @20hr rate	Maximum Charge Rate	Maximum Discharge- Amps 5sec.	Internal Resistance
12V	120Ah	43Amps	1200Amps(5s, 25°C)	6.0mOhms(Full charged @ 25°C)
Capacity@	135Ah @ 20hr. Rate to 1.75 volts per cell @25°C (77°F)			
	125Ah @ 10hr. Rate to 1.75 volts per cell @25°C (77°F)			
	117Ah @ 5hr. Rate to 1.75 volts per cell @25°C (77°F)			
	108Ah @ 3hr. Rate to 1.75 volts per cell @25°C (77°F)			
	76.4Ah @ 1hr. Rate to 1.75 volts per cell @25°C (77°F)			
Operating Temperature Range	Discharge	-40 F (-4°C) to + 160 F (71°C)		
	Charge	-10 F (-23°C) to + 140 F (60°C).(with temperature compensation)		
Recomended Operating Temperature Range	+68 F (20°C)to + 77 F (25°C)			
Self Discharge @ 77 F (25°C)	Capacity after 3 month storage		94%	
	Capacity after 6 month storage		88%	
	Capacity after 12 month storage		76%	
	CCB Battery may be stored for up to 12 months at 77 F(25°C) and then a freshing charge is required.For higher temperatures the time interval will be shorter.			
Capacity affected by Temperature (20 hour rate)	104 F (40°C)		102%	
	77 F (25°C)		100%	
	32 F (0°C)		85%	
	5 F (-15°C)		65%	
Charge Method (Constant Voltage)	Cycle use (Repeating use)	Initial current	42 A or smaller	
		Control voltage	14.5V to 14.9V (per 12V cell 25°C)	
	Float use	Initial current	18.0A or smaller	
		Control voltage	13.6V to 13.8V(per 12V cell25°C)	





Charging Procedure

Application	Charging method	Charging Voltage at 20°C (V/cell)	Temperature compensation coefficient of charging voltage (mV/Ccell)	Max. charging current (CA)	Charging time 0.1CA, 20°C (h)		Temp (°C)
					100% discharge	50% discharge	
For standby power Source	Constant voltage & Constant current charging (with current restriction)	2.25~2.30	-3	0.3	24	20	0~40 (32~104°F)
For cycle service		2.40~2.0	-4	0.3	16	10	



Constant power discharge characteristics at 25°C/77°F

Final Voltage	Discharge time						
	5Min	10Min	15Min	30Min	1Hr	3Hr	5Hr
1.75V	604	450	379	243	145	71.5	46.8
1.80V	553	431	363	230	143	69.2	45.7
1.85V	527	410	341	219	140	65.8	43.2

Constant power discharge characteristics at 25°C/77°F

End VPC	Discharge time							
	1Hr	2Hr	3Hr	5Hr	8Hr	10Hr	20Hr	
1.85V	72.2	48.1	33.4	21.6	14.7	11.1	6.40	
1.80V	74.7	49.8	35.2	23.0	15.4	11.9	6.65	
1.75V	76.4	51.9	36.0	23.4	16.0	12.7	6.80	

CCB INDUSTRIAL BATTERY CO., LTD

CCB CHINA

Shenzhen, China 518001
Tel: 86-755-82297502 82297504
Fax: 86-755-82297586
E-mail: sales@battery-oem.com
WEBSITE:
http://www.battery-oem.com

CCB USA

Phoenix Arizona 85054 USA
Tel: 1-480-513-0808
Fax: 1-480-563-9264
E-mail: ccbatteries@att.net
WEBSITE:
http://www.ccbbattery.com

