



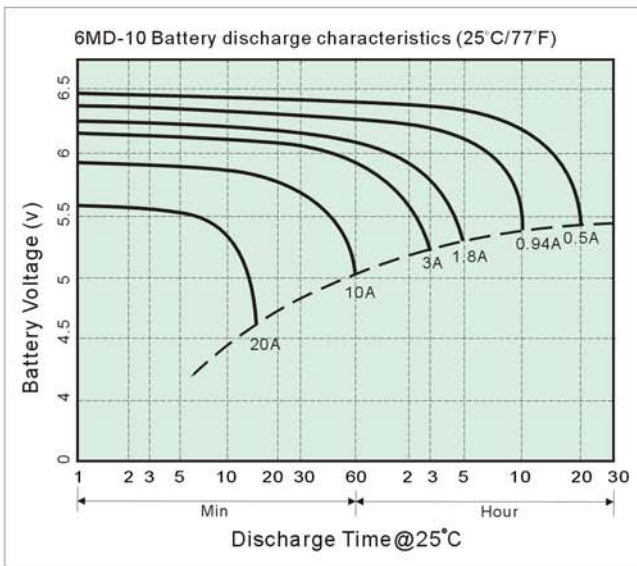
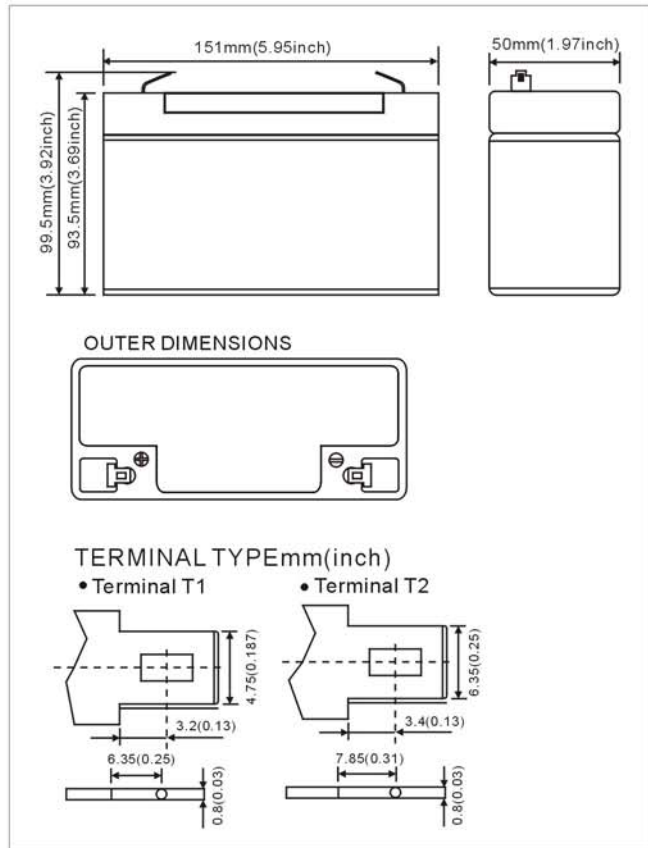
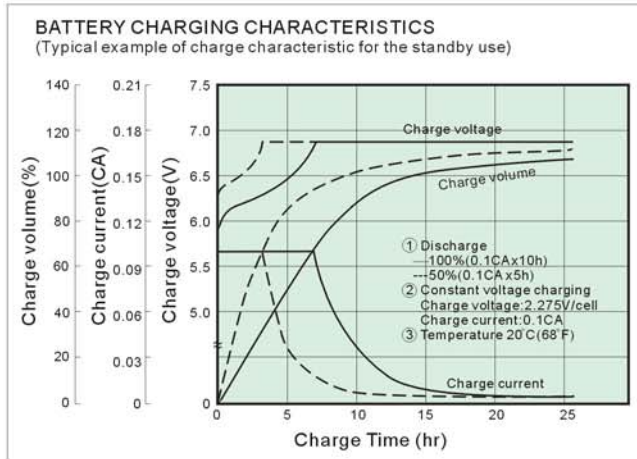
MD SERIES
6MD-10 (6V10AH)

FEATURES

- *Maintenance Free
- *Leak Proof/ Spill Proof
- *Gas Recombination
- *Absorbed Electrolyte
- *Float/ Cycle Use
- *Low Self Discharge Rate
- *Safety Valve
- *Lead Calcium Alloy
- *Useable In Any Position
- *Rugged Design
- *Available Flame Retardant Material(Optional)

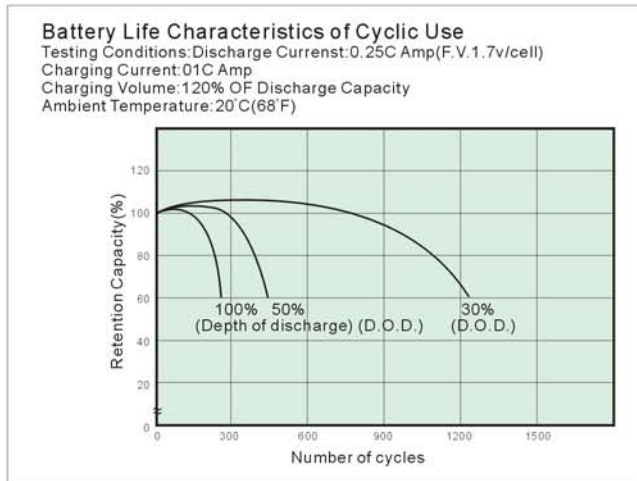
Nominal Voltage		
Rated Capacity (20 Hour Rate)		
Dimensions	Length	151mm (5.95inches)
	Width	50mm (1.97inches)
	Height	93.5mm (3.69inches)
	Total Height	99.5mm (3.92inches)
	Weight	1.83kg(4.1lbs)
Standard Terminals		

VRLA 6V10Ah - Specifications				
Nominal Voltage	Rated Capacity @20hr rate	Maximum Charge Rate	Maximum Discharge- Amps 5sec.	Internal Resistance
6V	10Ah	4Amps	105Amps	10Mili Ohms
Capacity@ 77 F(25°C)	10.0Ah @ 20 hour rate (500mA) to 1.75 volts per cell			
	9.40Ah @ 10 hour rate (940mA) to 1.75 volts per cell			
	8.50Ah @ 5 hour rate (1.70A) to 1.75 volts per cell			
	8.10Ah @ 3 hour rate (2.70A) to 1.75 volts per cell			
	6.80Ah @ 1 hour rate (6.80A) to 1.75 volts per cell			
Operating Temperature Range	Discharge	-4 F (-20°C) to + 140 F (60°C)		
	Charge	14 F (-10°C) to + 122 F (50°C).(with temperature compensation)		
Recommeded Operating Temperature Range	+68 F (20°C)to + 77 F (25°C)			
Charging (Constant Voltage)	Cycle use	Initial Current3Amps (recommended).		
	Float use	Voltage 7.25-7.45Volts @77 F (25°C)		
Self Discharge @ 77 F (25°C)	Capacity after 3 month storage	90%		
	Capacity after 6 month storage	80%		
	Capacity after 12 month storage	60%		
	CCB Battery may be stored for up to 12 months at 77 F(25°C) and then a freshing charge is required. For higher temperatures the time interval will be shorter.			
Capacity affected by Temperature (20 hour rate)	104 F (40°C)	102%		
	77 F (25°C)	100%		
	32 F (0°C)	85%		
	58 F (-15°C)	65%		
Charge Method (Constant Voltage)	Cycle use (Repeating use)	Initial current	2A or smaller	
		Control voltage	7.25V to 7.445V	
	Trickle use	Initial current	1 A or smaller	
		Control voltage	6.80V to 6.90V	



Constant power discharge characteristics at 25°C/77°F

End V/cell	Discharge time							
	5Min	10Min	15Min	30Min	1Hr	3Hr	5Hr	10Hr
1.75V	57	49	33	19	10	5.5	3.6	2.02
1.70V	71	52	34	19.4	10.8	6.0	3.71	2.12
1.60V	82	61	36	20	11.6	6.3	3.92	2.2



Charging Procedure

Application	Charging method	Charging Voltage at 20°C (V/cell)	Temperature compensation coefficient of charging voltage (mV/C cell)	Max. charging current (CA)	Charging time 0.1CA, 20°C (h)		Temp (°C)
					100% discharge	50% discharge	
For standby power Source	Constant voltage & Constant current charging	2.25~2.30	-3	0.2	24	20	0~40 (32~104°F)
For cycle service	(with current restriction)	2.40~2.0	-4	0.2	16	10	

CCB INDUSTRIAL BATTERY CO., LTD

CCB CHINA

Shenzhen, China 518001
Tel: 86-755-82297502 82297504
Fax: 86-755-82297586
E-mail: sales@battery-oem.com
WEBSITE:
http://www.battery-oem.com

CCB USA

Phoenix Arizona 85054 USA
Tel: 1-480-513-0808
Fax: 1-480-563-9264
E-mail: ccbbatteries@att.net
WEBSITE:
http://www.ccbbattery.com

